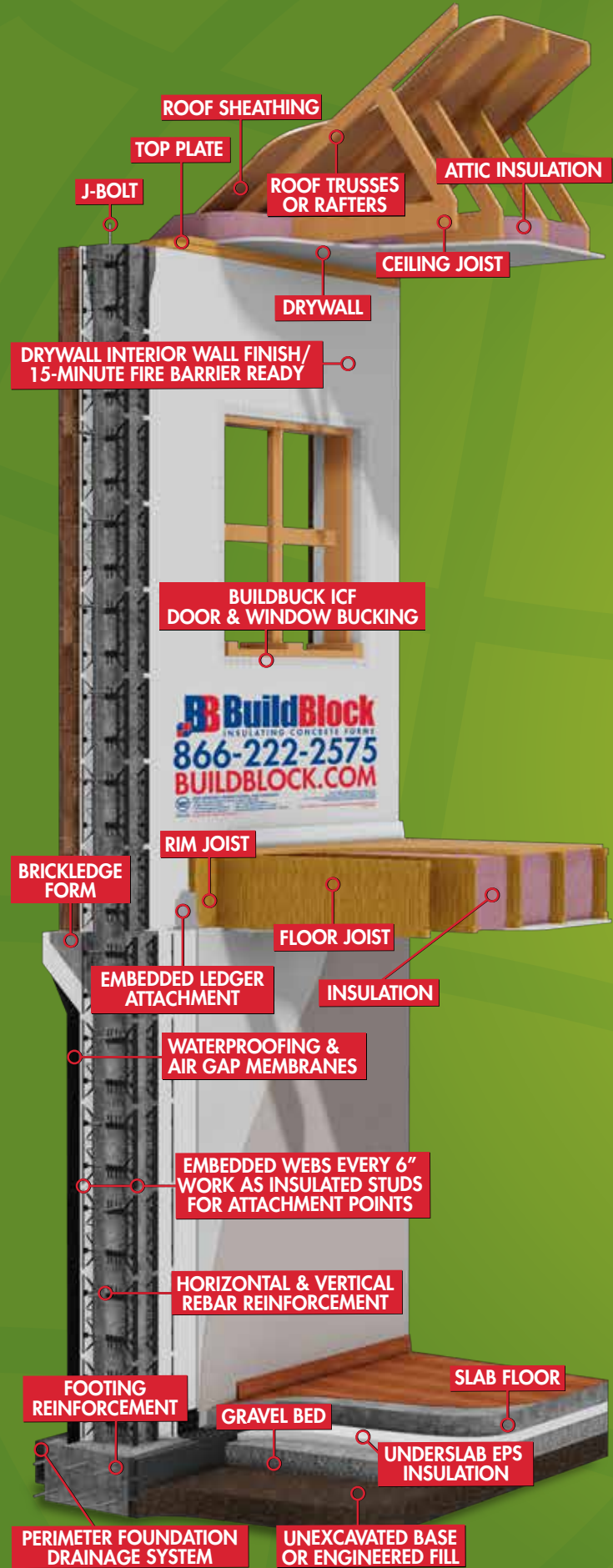


ICF WALL CONSTRUCTION



NORTH AMERICAN MANUFACTURING FACILITIES

BuildBlock Building Systems has thirteen manufacturing facilities across North America and plans to add locations for the next several years. This means we have the manufacturing capacity to meet your ICF needs now and in the future. Shorter shipping distances mean lower freight costs for you and your customers.

BuildBlock continually develops new products and technologies solving problems and meeting needs in residential, commercial, industrial, and institutional construction. We innovate with the goal of creating cost-effective techniques and products for our customers.

Choosing BuildBlock isn't just about choosing the best ICF block on the market, it's about finding a partner with a strong commitment to our customers, our business partners, and our industry.

BuildBlock Building Systems, LLC

866-222-2575 Toll free
405-840-3386 Office
831-597-0792 Fax
buildblock.com
store.buildblock.com
training.buildblock.com

SOCIAL MEDIA



The day for building your walls will come,
the day for extending your boundaries.
Micah 7:11

LOCAL REPRESENTATIVE:



Up to 43% More Insulation & 1/3 Less Cost



GLOBALBLOCK

GlobalBlock is a web-optional all-foam ICF that provides up to 43% more insulation, requires 35% less concrete and costs 1/3 less than traditional ICFs. GlobalBlock ICFs exceed the needs of entry-level residential and light commercial developers. GlobalBlock puts the energy-efficiency and savings of ICFs in your hands for nearly the same cost as wood.

LEARN MORE BUILDBLOCK.COM/TRAINING

BuildBlock INSULATING CONCRETE FORMS 866-222-2575 | BUILDBLOCK.COM

GLOBALBLOCK BENEFITS

- 16-in (406.1 mm) x 48-in (1219.2 mm) industry standard size.
- 35% reduction in concrete.
- Up to 43% greater R-Value depending on block size.
- Best Value - Lower-Cost ICF
- Designed for entry-level residential, international, and light commercial projects.
- Ready to stack, no assembly required.
- Symmetrical design and completely reversible in all directions.
- 3 methods of rebar placement: Optional web insert with attachment points, cut rebar pins, and steel rebar saddles.
- Interlocks & fully integrates with all BuildBlock forms for specialty blocks and lintels.
- Optional high-density plastic web provides attachment points and rebar placement every 12 inches (304.8 mm)
- 1-inch (25.4 mm) repeating cut pattern & molded-in tape measure for easy cutting and sizing.
- Dovetailed block face for direct stucco and EIFS bonding.
- 4-inch (101.6 mm) & 6-inch (152.4 mm) sizes with dedicated 90° corners.



*GlobalBlock provides up to **43%** more insulation, uses **35%** less concrete and costs **1/3** less than traditional ICFs. GlobalBlock ICFs exceed the needs of entry-level residential, and light-commercial developers.*

*This block puts the energy-efficiency and savings of ICFs in your hands for **nearly the same cost as wood.***



GLOBALBLOCK® - A WEB OPTIONAL ALL-FOAM ICF

GlobalBlock is the first fully-reversible all foam ICF block of its kind. An evolution of the screen-grid ICF, it integrates seamlessly with any BuildBlock form allowing you to increase insulation value, save time, effort, and cost.


GlobalBlock is a lower-cost ICF, designed without requiring an integrated plastic web. It reduces cost without losing the benefits of ICFs or affecting key

structural points. Optional web inserts for attachment points or web clip for rebar placement are available depending on your needs.

Using the same fully-reversible interlocking system found on all BuildBlock forms, GlobalBlock has the same overall dimensions allowing the forms to be used interchangeably, even within the same wall.

Building basements using standard BuildBlock forms and GlobalBlock above grade provides roughly a 35% savings on concrete and more up to a 43% increase in R-value.


Additionally integrating standard BuildBlock forms in a GlobalBlock wall makes long lintel spans or carrying heavier loads simple.



GLOBALBLOCK USING OPTIONAL GLOBALBLOCK WEB INSERTS.



GlobalBlock Web Inserts
Starter Web Inserts provide extra stability on the bottom of the first course and attachment points.
Web Inserts provide attachment points for interior or exterior finishes and rebar placement.



GLOBALBLOCK USING OPTIONAL GLOBALBLOCK REBAR SADDLES.



GlobalBlock Rebar Saddle
 Optional steel saddle provides placement for horizontal rebar installation. Stucco or EIFS finishes only.



GLOBALBLOCK USING OPTIONAL REBAR PINS.



Rebar Pins
 Cut pieces of #3 steel rebar provide horizontal rebar placement locations.

TECHNICAL INFORMATION

Installation of GlobalBlock is similar to installing flat wall BuildBlock forms.

Begin by stacking block from each corner. Remember to reverse corners each course to ensure the proper offset.

GlobalBlock cores are designed on 12-inch centers. All other BuildBlock ICFs are designed on 6-inch centers. Keep this in mind when laying out the walls and rebar pins.

GlobalBlock connections align with BuildBlock forms to create a seamless transition between different products.

BuildBlock recommends 3000psi concrete poured at a 5 to 5-1/2 inch (127mm-140mm) slump. Note: As concrete is being pumped under pressure, it loses approximately 1/2-inch of slump. Pour the wall in 4-foot lifts (1219mm) working your way around the structure several times until you reach the full wall height. Vibrate wall shortly after pour to ensure no voids. Brace the wall appropriately.

GB600 is designed to meet the IRC 2009 & IRC 2012 prescriptive code.

FORM (HEIGHT 16 IN)	CORE	WIDTH	LENGTH EXTERIOR – INTERIOR	RETURN EXTERIOR – INTERIOR	AREA	CONCRETE VOLUME	R-VALUE
GlobalBlock	4 in 101.6 mm	9 in 228.6 mm	48 in 1219.2 mm	N/A	5.33 ft ² .4951 m ²	.043906 yd ³ .033569 m ³	R-26.23
	6 in 152.4 mm	11 in 279.4 mm	48 in 1219.2 mm	N/A	5.33 ft ² .4951 m ²	.062947 yd ³ .048126 m ³	R-29.76
GlobalBlock 90° Corner	4 in 101.6 mm	9 in 228.6 mm	40 in – 31 in 1016 mm – 787.4 mm	28 in – 19 in 711.2 mm – 48.26 mm	7.56 ft ² .7023 m ²	.050831 yd ³ .038863 m ³	R-26.23
	6 in 152.4 mm	11 in 279.4 mm	42 in – 31 in 1066.8 mm – 787.4 mm	30 in – 19 in 762 mm – 48.26 mm	8.00 ft ² .7432 m ²	.084626 yd ³ .064701 m ³	R-29.76