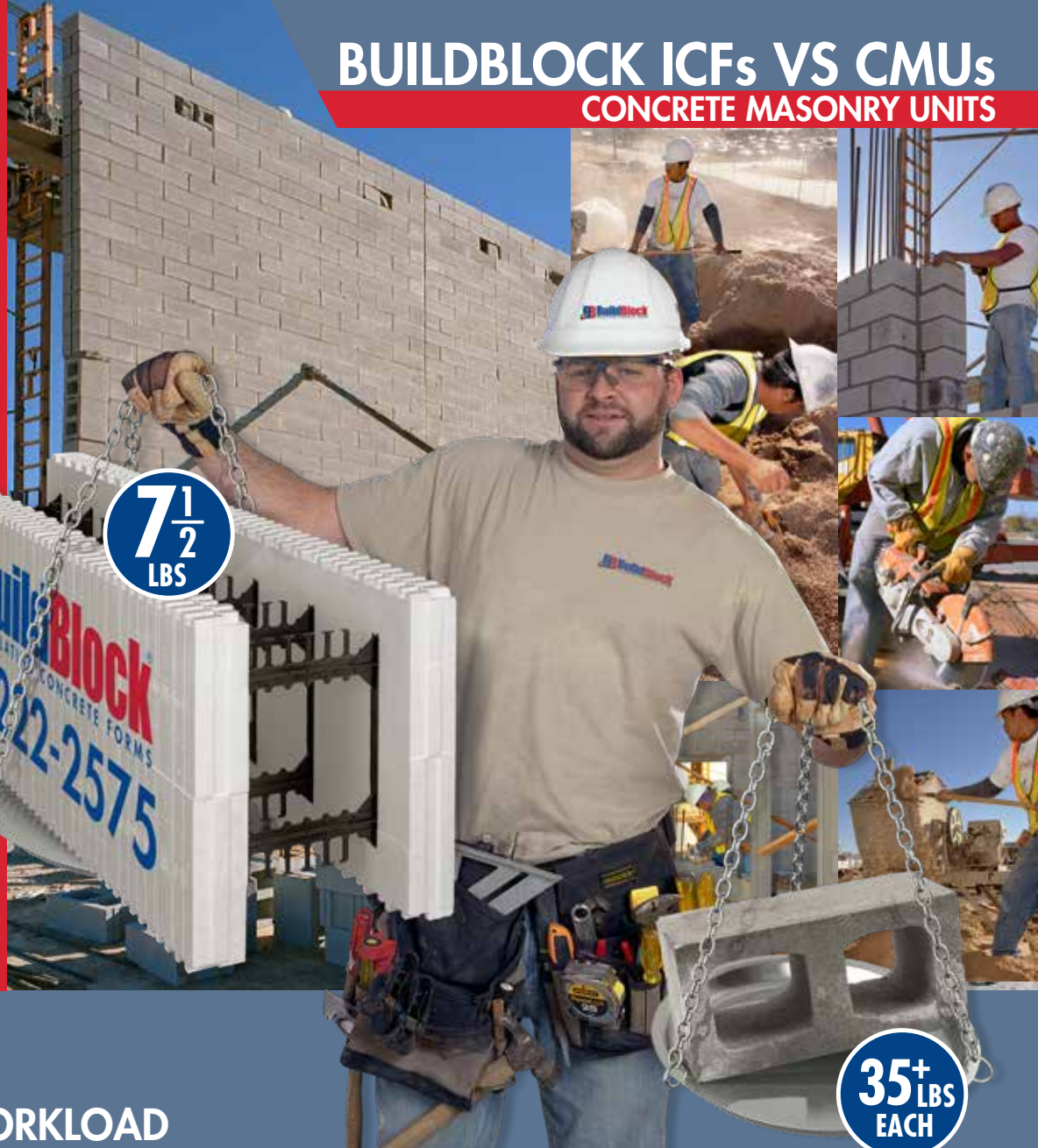


BUILDBLOCK ICF BENEFITS

- BuildBlock creates a solid monolithic insulated concrete wall with furring attachment points.
- 1 BuildBlock ICF Block is the same size as 6 CMU Blocks.
- Basic R-22 wall with performance R-values exceeding R-45 means dramatic energy savings.
- BuildBlock walls are designed to be disaster resistant with high wind loads.
- Fire rating of 4+ hours.
- Significant sound reduction with an STC rating of 51+ on a 6-inch wall.
- Safer and faster construction.
- BuildBlock ICF walls are structural and load bearing.
- Adaptable to any architectural design.
- Safer to work with than CMUs reducing injuries.
- Multiple story walls or curtain walls.
- Military and industrial grade wall designs are easily accomplished.



BUILDBLOCK ICFs VS CMUs

CONCRETE MASONRY UNITS

Light
ON THE WORKLOAD
HEAVY ON THE BENEFITS



A single BuildBlock ICF (16"x48") is the same wall area as six standard concrete masonry units (CMUs).

The lightweight nature of BuildBlock ICFs make them faster to work with and creates a safer environment for workers.

Faster construction with fewer job site related injuries and lower workers compensation premiums are just a couple of benefits.

Monolithic concrete walls are significantly stronger than those built with concrete blocks. BuildBlock technology combines the proven strength and endurance

of concrete and steel with the superior insulating properties of Expanded Polystyrene (EPS) foam.

BuildBlock ICF structures are built faster, more energy efficient, comfortable, durable, and safer than conventional construction methods.

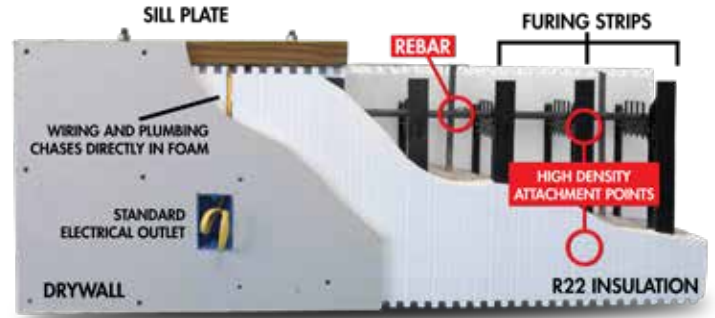


The wall area of a single BuildBlock ICF form equates to six standard concrete masonry units and are already insulated and furred saving construction time and reducing long term costs.


THE BUILDBLOCK BUILDING SYSTEM



BUILDBLOCK EXTERIOR WALL



BUILDBLOCK INTERIOR ICF WALL



The molded-in webs securely lock steel rebar in multiple locations, virtually eliminating the time-consuming process of tying steel.

The webs also serve as 15-inch by 1-1/2-inch furring strips used to attach interior and exterior finishes, eliminating the additional step of adding furring strips as required with concrete block.

These furring strips allow an average of 125lb. screw pull-out strength along the flange, and include hard points with 450lb.+ screw pull-out strength. These points are easily identified by molded-in markings on both sides of the form.

BuildBlock walls can be engineered to bear substantially greater loads than concrete block walls both vertically and horizontally. These walls are engineered to share the load that would otherwise rest solely on large steel or concrete columns.

The EPS foam panels stay in place, creating permanent insulation and a ready-to-finish surface for brick, siding, EIFS, stucco, or sheetrock.

This stable substrate eliminates the common problem of stair-step cracking in the stucco finish. EPS has an R-value of approximately R-4.2 per inch.

Combined with the thermal mass of the concrete and a significant reduction in air infiltration, this results in a performance R-value of R-30 to R-50.

BuildBlock's built-in energy efficiency significantly reduces annual energy costs compared

to concrete block structures, providing substantial savings over the life of the structure.

The concrete mass of BuildBlock walls creates a quiet, comfortable interior for occupants. Internal temperatures in ICF structures are more stable and uniform.

An 8-inch BuildBlock wall has an STC of 53 without the need for additional sound mitigation materials or methods.

The construction advantages of BuildBlock's green, sustainable technology are only the beginning.

The finished BuildBlock structure is highly energy-efficient, comfortable, quiet and disaster resistant.

Choose BuildBlock ICFs for your next project.



PROVERBS 24:27

LOCAL REPRESENTATIVE: